

BHATNAGAR INTERNATIONAL SCHOOL
PASCHIM VIHAR
HOLIDAYS HOMEWORK (2020-2021)
III FORM

***Learning is a treasure that will follow its owner
everywhere.***

Dear Students,

It is again your Summer Holidays. But, this time, they are very different from the previous years. Due to the Pandemic that had occurred, on one hand, the world is facing crisis but on the other hand, our mother Earth has begun rejuvenating. It is the time when we need to stay at our homes and take care of all the family members.

We wish that you enjoy your vacation and learn through your surroundings and experiences and make the most out of these vacations.

>Ensure that you follow time table and do your exercise at home.

>Be a helping hand to your family members.

>Work on enhancing your skills. You can surely do that!

>Make sure you eat healthy and keep your surroundings spic and span.

>Save water, save electricity and emerge as an environmentalist.

Last but not the least, be a proud Indian- Read about your country and become an explorer.

The attached Holiday's Homework would enable you to use your capacities to the maximum.

"Education is not the preparation of life, it is life."

HAPPY HOLIDAYS!

SECTION A
LANGUAGES AND MATHEMATICS
ENGLISH

Q1. Stories and poems are liked by children of your age. Write any story or compose a poem on a topic of your choice.

Q2. Proverbs are short, wise saying like

"All's well that ends well"

(i) Can you think of any event or happening where this proverb can be used.

(ii) Write down your story or the event.

(iii) List any other five proverbs with their meaning.

Q3. MAGIC SPELL! Keep changing only one letter of the word at a time and make at least five new words from each

COME- HOME DOME DOVE DONE DINE

TIME-

TEAR-

MAKE-

Q4. Visit Google BOLO App, a reading -tutor app designed to work offline and online. It includes many stories and the entire collection of Amar Chitra Katha. It also offers hygiene tips with the popular figure Chota Bheem.


Read aloud any story daily to improve your reading skills and get instant feedback.

HINDI

I - * पितृ दिवस के अवसर पर अपने पिता के लिए एक e-card तैयार करे ।

MATHEMATICS

1. Complete the given crossword with the help of across and down given options.



ACROSS

1. 22 - 9
3. 159 - 13
6. 465 + 750
8. 2329 + 3294
10. 25 - 10
11. 18833 - 9266
13. 20 - 7
15. 15 + 16
17. 120 - 24
18. 952 - 344
19. 99 - 40
21. 445 + 8975

22. 1496 + 930
24. 124 - 46
25. 1290 - 300
26. 98 - 44
28. 11 + 5
30. 27 + 40
31. 9284 - 2589
33. 44 - 10
35. 3292 - 768
37. 9 + 1616
39. 858 - 356
40. 1 + 10

DOWN

1. 710 + 543
2. 46 - 15
3. 297 + 1269
4. 235 + 232
5. 83 - 21
6. 15 - 4
7. 29 + 30
9. 5457 - 2355
12. 24 + 35
14. 560 - 180
16. 381 + 1139
18. 12346 - 5865
20. 27 + 69
21. 183 - 86
22. 338 - 42
23. 280 + 4692
26. 10786 - 5144
27. 27 + 22
29. 12200 - 5879
31. 687 - 67
32. 62 - 11
34. 21 + 24
36. 61 - 6
38. 17 + 44

2. Representation of 4-digit number on abacus using coloured bindies/beads on an A3 size sheet.

Or

Make an Abacus using waste material at home and represent a 4-digit number on it.

3. Dress as a magician and make a video showing some mathematics trick and surprise us.

Time Duration: minimum 30 seconds
maximum 4 minutes.

4. Open the lock with the help of hints. Unlock the mystry.

CRACK THE CODE



CODE


A NUMERIC LOCK HAS A 3 DIGIT KEY

HINT

6 8 2 One number is correct and well placed	6 1 4 One number is correct but wrong placed	2 0 6 Two numbers are correct but wrong placed
7 3 8 Nothing is correct	7 8 0 One number is correct but wrong placed	

5. 4 boys took part in a Race. Rahul finished before Akshay but behind Manveer. Aryan came last in the race. Give the correct sequence of the finishing the Race.

6. The pictograph showing different months of the year and girls of a class who were born in a particular month.



Answer the following questions on the basis of the given pictograph:

(i) How many girls were born in the month of:

(a) September

(b) October

(ii) How many girls were born in the month of June?

(iii) In which month were


(a) the maximum number girls born

(b) minimum number of girls born

(iv) Find the total number of girls in the class.

(v) What is the difference between the number of girls born in the months of October and June?

7. Play the game and enjoy!



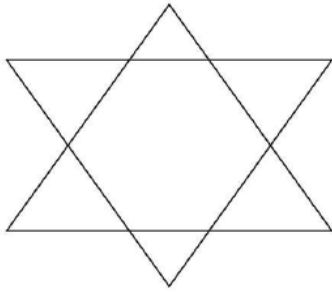
MONSTER MATH

DIRECTIONS:

1. Two Players take turns rolling 2 dice.
2. The Players multiply the 2 numbers and announce the product.
3. They cover the number below with a game piece.
4. First player to cover 4 numbers in a row, wins!

6	4	24	18	15	20
4	2	10	6	3	5
12	18	3	36	25	12
25	16	6	12	9	15
6	24	18	15	4	30
9	8	5	20	2	3
10	12	30	1	24	8

8. How many triangles can you find in this figure.



9. Mental math questions.

- a) 1 year = _____ days.
- b) $99 + \underline{\hspace{2cm}} = 99$
- c) 1 dozen = _____
- d) 1 week = _____ days.
- e) There are _____ one-digit number.
- f) The numbers ending with 0,2,4,6,8 are called _____.
- g) 6 times 6 = _____
- h) The answer obtained after adding two numbers is known as _____.
- i) 60 more than 40 is _____.
- j) A number before 8,890 is _____.

10. Who am I ?

- i) My Ones digit is four.
My Tens digit is 3 more than my Ones digit.
I am the number _____.
- ii) My Ones digit is five.
My Tens digit is 2 more than my Ones digit.
My Hundreds digit is 1 less than my Ones digit.
I am the number _____.
- iii) My Ones digit is zero.
My Tens digit is 7 more than my Ones digit.
My Hundreds digit is 6 more than my Ones digit.
I am the number _____

SECTION B

SELF IMPROVEMENT, HEALTH, GARDENING AND PLANTATION

1. Do any physical activity every day to keep yourself fit. Refer to the following points

- Dance – play a song and dance until the music stops
- Try a kids workout video
- Hula hoop- spin the hoopla
- Practice skipping to build your stamina
- Do yoga

Also make a video doing these activities.

2. Make a wall hanging or a collage of your happy moments, and all other activities and remember to appreciate this family time.

3. Little Chintu doesn't know how to wash his hands properly. You have to teach him. Write down the steps how you instructed him.



SECTION C

SCIENCE, TECHNOLOGY AND TRAVELOGUE

1. Make a colourful travelogue on any one city of India.
Travelogue should cover- location, places of tourist attraction, cuisines, language spoken, weather and climate.
2. Make a list of at least five gadgets useful to you during the lockdown to make your work easy. Draw/paste their pictures also.
3. Embrace your inner Einstein by making a video on any science project done at home.

SECTION D

INFORMATION TECHNOLOGY AND MEDIA

1. Create your own 3D- Dream Car. Make a video mentioning what special features you would like to have in your car.
2. Visit Google's art and culture section and take virtual tours of any museums and art galleries. Write about any two places which you visited.
3. Emoji Time: Draw Emojis in MS-Paint and tell a story of the situation where you are going to use these Emojis.